

GOLD TIP BINDERS

BY  ADVANTAGE

PREMIUM CARGO CONTROL PRODUCT GUIDE



**FREIGHT & TRANSPORT • RIGGING • INDUSTRIAL
TOWING & RECOVERY • AGRICULTURE & FARMING
WASTE MANAGEMENT • MARINE • OIL & GAS**



GOLD TIP BINDERS



TABLE OF CONTENTS

BINDER BY FITTING4-7

GOLD TIP PREMIUM RATCHET LOAD BINDERS.....8-27

GOLD TIP SERIES LOAD BINDERS9-12

LOK-DOWN® LOAD BINDERS.....13

BULLSEYE STANDARD LOAD BINDERS14

BULLSEYE FOLDING HANDLE LOAD BINDERS14, 16

BULLSEYE REMOVABLE HANDLE LOAD BINDERS15

GOLD TIP LITE LOAD BINDERS.....17-19

BIG-FOOT® LOAD BINDERS.....20

GOLD TIP HEAVY DUTY LOAD BINDERS.....20

GOLD TIP BALER LOAD BINDERS21

GOLD TIP COMPACTOR LOAD BINDERS.....22-23

GOLD TIP LONG BARREL LOAD BINDERS24

GOLD TIP SWIVEL LOAD BINDERS.....25

GOLD TIP REMOVABLE HANDLE LOAD BINDERS26

GOLD TIP “T” HANDLE LOAD BINDERS27

GOLD TIP PREMIUM LEVER LOAD BINDERS28-31

CARGO CONTROL.....32-42

CARGO CONTROL STRAPS33-34

SECURE WINCH BINDERS & WINCH BARS.....35

TRAILER TIE-DOWN PARTS36

BINDER CHAINS, TOWING & TIE DOWN CHAINS37-39

X100 GRADE 100 OVERHEAD LIFTING CHAIN & CHAIN SLINGS.....40-41

CORNER PROTECTORS, TARP STRAPS, CARGO BARS & HOLDERS, DECK BEAMS....42

OUR BRANDS43

WARNINGS, CAUTIONS, DEFINITIONS, INSPECTIONS.....44

TERMS & CONDITIONS.....44

INDEX.....45

BINDER BY FITTING

GRAB-GRAB



GT7300
Page 9
7,300 lbs.



GT8800
Page 9
8,800 lbs.



GT12000
Page 9
12,000 lbs.



GT13000
Page 9
13,000 lbs.

LOK-DOWN®

- Key Features:**
- Straight Barrel
 - Two Piece Handle



LKD8800
Page 13
8,800 lbs.



LKD12000
Page 13
12,000 lbs.



LKD18100
Page 13
18,100 lbs.



GT3500L
Page 17
3,500 lbs.



GT4700L
Page 17
4,700 lbs.



GT7100L
Page 17
7,100 lbs.



GT11300L
Page 17
11,300 lbs.



USE WITH GOLD-TIP® G70 TRANSPORT BINDER CHAIN



LITE SHORT BARREL



GT7100L8
Page 18
7,100 lbs.

BIG-FOOT®

- Key Features:**
- Tapered Heavy Duty Barrel
 - One Piece Handle
 - Designed for Extreme Loads in the Heavy Haul Industry



BFT15000
Page 20
15,000 lbs.



BFT16000
Page 20
16,000 lbs.

Removable Handle

- Key Features:**
- Anti-Theft
 - Jam Nut



GT7300BODY
Page 26
7,300 lbs.



GT15000BODY
Page 26
15,000 lbs.



RBNDR7100TCHAIN
Page 27
7,100 lbs.



RBNDR7100T
Page 27
7,100 lbs.

BINDER BY FITTING

GRAB-GRAB CONTINUED




GTES375
Page 14
8,800 lbs.




GTES500
Page 14
12,000 lbs.



GTES625
Page 14
16,000 lbs.




GTEF375
Page 14
8,800 lbs.




GTEF500
Page 14
12,000 lbs.




GTEF625
Page 14
18,100 lbs.



GTER375
Page 15
8,800 lbs.



GTER500
Page 15
12,000 lbs.





GTER625
Page 15
16,000 lbs.




ENCLOSED GEAR
RATCHET LOAD BINDERS


JAW-JAW



LKD16000JJ
Page 13
16,000 lbs.



GT13000LJJ
Page 19
13,000 lbs.



GT13000JJ
Page 20
13,000 lbs.



BR12x1JJ8
Page 21
13,000 lbs.



BR12JJ8
Page 21
28,000 lbs.



BR12JJ10
Page 21
28,000 lbs.



CD12JJ / CD16JJ / CD24JJ
Page 22
28,000 lbs.



CD18JJ1750 / CD24JJ1750
Page 22
42,000 lbs.



GT9200JJ24
Page 24
9,200 lbs.



GT6600JJSWIV
Page 25
6,600 lbs.




GT13000JJBODY
Page 26
13,000 lbs.




GREASE FITTINGS ON
ALL JAW BINDERS

BINDER BY FITTING

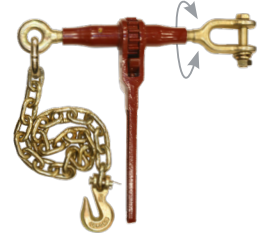
GRAB-JAW



GT7300HJ
Page 9
7,300 lbs.



GT6600HJSWIV
Page 25
6,600 lbs.



GT6600CHAINJSWIV
Page 25
6,600 lbs.

GRAB-GRAB/SLIP & SLIP-SLIP



GT8800GGS
Page 12
8,800 lbs.




GT15000GGS
Page 12
15,000 lbs.



GT11300LSS
Page 12
11,300 lbs.



GRAB-EYE



GT7300EH
Page 11
7,300 lbs.



GT12000EH
Page 11
12,000 lbs.



GRAB-SLIP





GT12000GS
Page 12
12,000 lbs.



GT12000GS625
Page 12
12,000 lbs.


BINDER BY FITTING

EYE-EYE



COMES IN MANY STYLES AND SIZES:

- STANDARD DUTY
- LIGHT DUTY
- COMPACTOR TYPE
- LONG BARREL
- SHORT BARREL
- ANTI-THEFT REMOVABLE HANDLE




GT13000EE
Page 11
13,000 lbs.

LITE SHORT BARREL



GT10000LEE
Page 18
10,000 lbs.



GT13000EEBODY
Page 26
13,000 lbs.



CD12EE
Page 23
28,000 lbs.



CD16EE
Page 23
28,000 lbs.



CD24EE
Page 23
28,000 lbs.





GT13000EE20
Page 24
13,000 lbs.



GT9200EE24
Page 24
9,200 lbs.


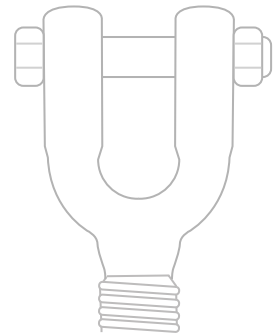
EYE-JAW



GT13000EJ
Page 10
13,000 lbs.



CD12EJ
Page 23
28,000 lbs.



CD16EJ
Page 23
28,000 lbs.



CD24EJ
Page 23
28,000 lbs.

GOLD TIP BINDERS


RATCHET LOAD BINDERS



GOLD TIP Series

ONE PIECE HANDLE PREMIUM RATCHET LOAD BINDERS

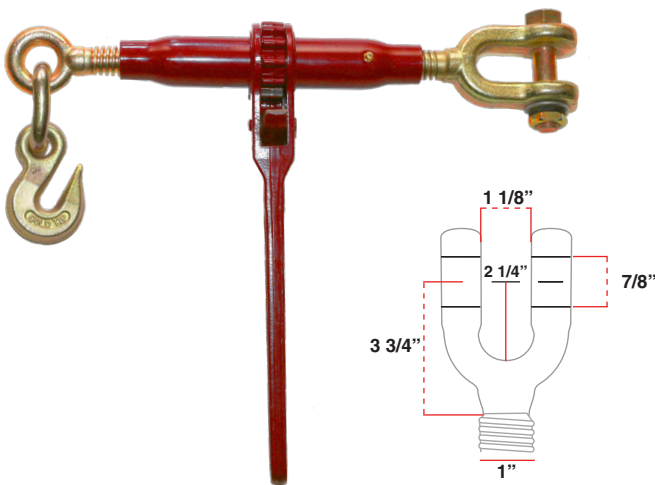
GRAB-GRAB



- Tapered, heavy duty barrel
- Grab-Grab end fittings
- Fittings are yellow zinc plated
- Powder coated handle and barrel
- All load bearing fittings are forged
- Quenched and tempered
- One piece handle

STOCK NUMBER	CHAIN SIZE	TAKE-UP	BARREL LENGTH	HANDLE LENGTH	SCREW DIAMETER	BEARING TO BEARING (CLOSED-OPEN)	WORKING LOAD LIMIT (LBS.)	PROOF LOAD LIMIT (LBS.)	WEIGHT/PIECE (LBS.)
GT7300	5/16" - 3/8"	8"	10"	15.5"	1"	25" - 33"	7,300	14,600	13
GT8800	5/16" - 3/8"	8"	10"	15.5"	1"	25" - 33"	8,800	17,600	13
GT12000	3/8" - 1/2"	8"	10"	15.5"	1"	26" - 34"	12,000	24,000	14
GT13000	1/2" - 5/8"	8"	10"	15.5"	1"	26" - 34"	13,000	26,000	16

GRAB-JAW WITH GREASE FITTINGS



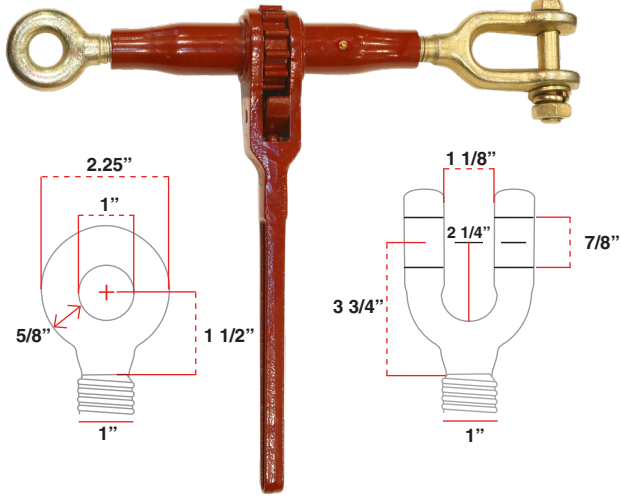
- Tapered, heavy duty barrel
- Grab-Jaw end fittings
- Fittings are yellow zinc plated
- Powder coated handle and barrel
- All load bearing fittings are forged
- Quenched and tempered
- One piece handle

STOCK NUMBER	GRAB HOOK SIZE	TAKE-UP	BARREL LENGTH	HANDLE LENGTH	SCREW DIAMETER	JAW THROAT OPENING	BEARING TO BEARING (CLOSED-OPEN)	WORKING LOAD LIMIT (LBS.)	PROOF LOAD LIMIT (LBS.)	WEIGHT/PIECE (LBS.)
GT7300HJ	3/8"	8"	10"	15.5"	1"	1 1/8"	21" - 29"	7,300	14,600	13

GOLD TIP Series

ONE PIECE HANDLE PREMIUM RATCHET LOAD BINDERS

EYE-JAW WITH GREASE FITTING



- Tapered, heavy duty barrel
- Eye-Jaw end fittings
- Fittings are yellow zinc plated
- Powder coated handle and barrel
- All load bearing fittings are forged
- Quenched and tempered
- One piece handle

STOCK NUMBER	TAKE-UP	BARREL LENGTH	HANDLE LENGTH	SCREW DIAMETER	EYE DIAMETER	JAW THROAT OPENING	BEARING TO BEARING (CLOSED-OPEN)	WORKING LOAD LIMIT (LBS.)	PROOF LOAD LIMIT (LBS.)	WEIGHT/PIECE (LBS.)
GT13000EJ	8"	10"	15.5"	1"	1"	1 1/8"	17" - 25"	13,000	26,000	14

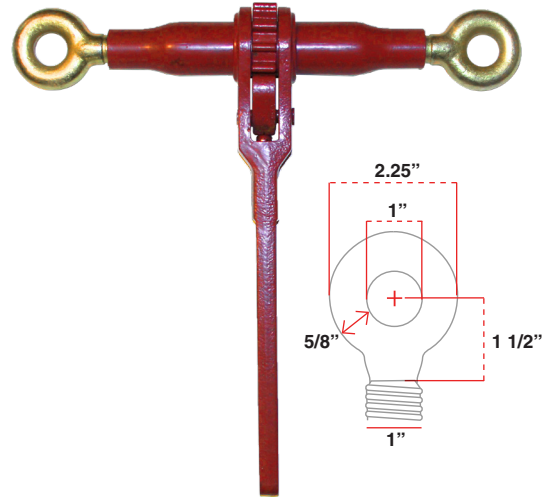


GOLD TIP Series

ONE PIECE HANDLE PREMIUM RATCHET LOAD BINDERS

EYE-EYE STANDARD BARREL LENGTH

- Tapered, heavy duty barrel
- Eye-Eye end fittings
- Fittings are yellow zinc plated
- Powder coated handle and barrel
- All load bearing fittings are forged
- Quenched and tempered
- One piece handle

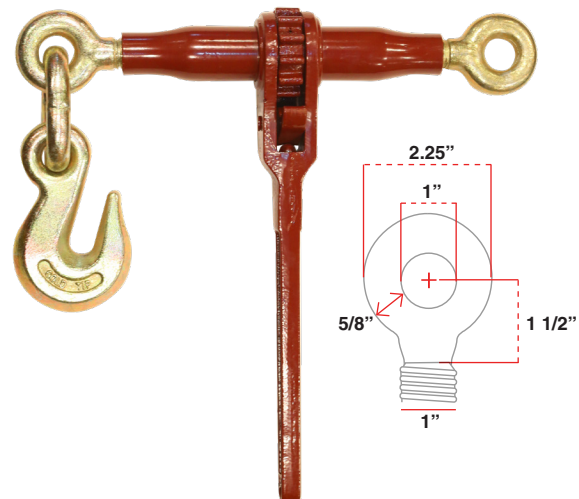


STOCK NUMBER	TAKE-UP	BARREL LENGTH	HANDLE LENGTH	SCREW DIAMETER	BEARING TO BEARING (CLOSED-OPEN)	WORKING LOAD LIMIT (LBS.)	PROOF LOAD LIMIT (LBS.)	WEIGHT/PIECE (LBS.)
GT13000EE	8"	10"	15.5"	1"	14" - 22"	13,000	26,000	10

SHORT BARREL EYE-EYE AVAILABLE - SEE PAGE 18

EYE-GRAB STANDARD BARREL LENGTH

- Tapered, heavy duty barrel
- Eye-Grab end fittings
- Fittings are yellow zinc plated
- Powder coated handle and barrel
- All load bearing fittings are forged
- Quenched and tempered
- One piece handle



STOCK NUMBER	TAKE-UP	BARREL LENGTH	HANDLE LENGTH	SCREW DIAMETER	BEARING TO BEARING (CLOSED-OPEN)	WORKING LOAD LIMIT (LBS.)	PROOF LOAD LIMIT (LBS.)	WEIGHT/PIECE (LBS.)
GT7300EH	8"	10"	15.5"	1"	19" - 27"	7,300	14,600	12
GT12000EH	8"	10"	15.5"	1"	19" - 27"	12,000	24,000	15

GOLD TIP Series

ONE PIECE HANDLE PREMIUM RATCHET LOAD BINDERS

GRAB-SLIP

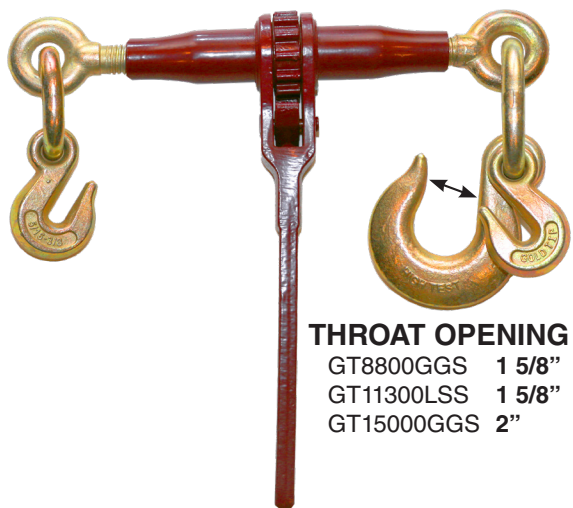


THROAT OPENING
 GT12000GS 1 5/8"
 GT12000GS625 2"

- Tapered, heavy duty barrel
- Grab-Slip end fittings
- Fittings are yellow zinc plated
- Powder coated handle and barrel
- All load bearing fittings are forged
- Quenched and tempered
- Grab Hook fits 3/8" or 1/2" chain
- One piece handle

STOCK NUMBER	HOOK SIZE	TAKE-UP	BARREL LENGTH	HANDLE LENGTH	SCREW DIAMETER	BEARING TO BEARING (CLOSED-OPEN)	WORKING LOAD LIMIT (LBS.)	PROOF LOAD LIMIT (LBS.)	WEIGHT (LBS.)
GT12000GS	1/2" G - 1/2" S	8"	10"	15.5"	1"	26" - 34"	12,000	24,000	17
GT12000GS625	1/2" G - 5/8" S	8"	10"	15.5"	1"	27" - 35"	12,000	24,000	18

GRAB-GRAB/SLIP & SLIP-SLIP



THROAT OPENING
 GT8800GGS 1 5/8"
 GT11300LSS 1 5/8"
 GT15000GGS 2"

- Tapered, heavy duty barrel
- Grab-Grab/Slip end fittings or Slip-Slip
- Fittings are yellow zinc plated
- Powder coated handle and barrel
- All load bearing fittings are forged
- Quenched and tempered
- Grab Hook fits 3/8" or 1/2" chain
- One piece handle

STOCK NUMBER	HOOK SIZE	TAKE-UP	BARREL LENGTH	HANDLE LENGTH	SCREW DIAMETER	BEARING TO BEARING (CLOSED-OPEN)	WORKING LOAD LIMIT (LBS.)	PROOF LOAD LIMIT (LBS.)	WEIGHT/PIECE (LBS.)
GT8800GGS	3/8" G - 1/2" S	8"	10"	15.5"	1"	26" - 34"	8,800	17,600	16
GT15000GGS	1/2" G - 5/8" S	8"	10"	15.5"	1"	28.5" - 36.5"	15,000	30,000	20
GT11300LSS	1/2" S - 1/2" S	8"	10"	15"	7/8"	26" - 34"	11,300	22,600	16

GT11300LSS is pictured on page 6

LOK-DOWN® Series

TWO PIECE HANDLE PREMIUM RATCHET LOAD BINDERS

GRAB-GRAB

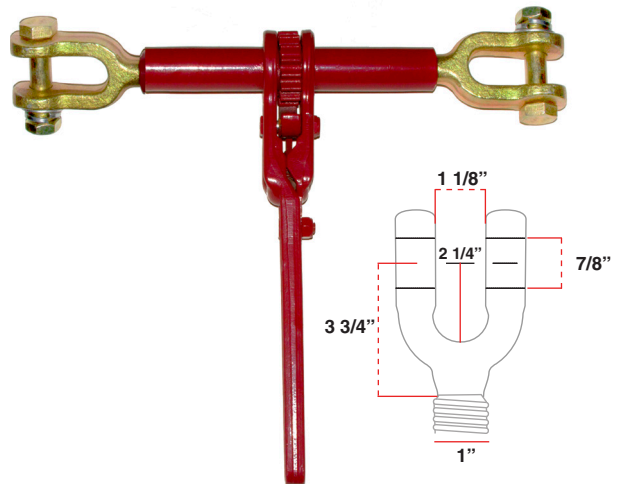
- Straight, heavy duty barrel
- Grab-Grab end fittings
- Fittings are yellow zinc plated
- Powder coated handle and barrel
- All load bearing fittings are forged
- Quenched and tempered
- Easy-Cleanout handle avoids gear freezing
- Two piece handle



STOCK NUMBER	CHAIN SIZE	TAKE-UP	BARREL LENGTH	HANDLE LENGTH	SCREW DIAMETER	BEARING TO BEARING (CLOSED-OPEN)	WORKING LOAD LIMIT (LBS.)	PROOF LOAD LIMIT (LBS.)	WEIGHT/PIECE (LBS.)
LKD8800	5/16" - 3/8"	8"	10"	15.5"	1"	24" - 32"	8,800	17,600	13
LKD12000	3/8" - 1/2"	8"	10"	15.5"	1"	25" - 33"	12,000	24,000	14
LKD18100	1/2" - 5/8"	8"	10"	15.5"	1"	26" - 34"	18,100	36,200	16

JAW-JAW

- Straight, heavy duty barrel
- Jaw-Jaw end fittings
- Fittings are yellow zinc plated
- Powder coated handle and barrel
- All load bearing fittings are forged
- Quenched and tempered
- Two piece handle



STOCK NUMBER	TAKE-UP	BARREL LENGTH	HANDLE LENGTH	SCREW DIAMETER	BEARING TO BEARING (CLOSED-OPEN)	WORKING LOAD LIMIT (LBS.)	PROOF LOAD LIMIT (LBS.)	WEIGHT/PIECE (LBS.)
LKD16000JJ	8"	10"	15.5"	1"	17" - 25"	16,000	32,000	14



ENCLOSED GEAR RATCHET LOAD BINDERS

When the professional truck driver needs to unload


STANDARD ENCLOSED RATCHET LOAD BINDER



- Straight, heavy duty barrel
- Grab-Grab end fittings
- Fittings are yellow zinc plated
- Powder coated handle and barrel
- All load bearing fittings are forged
- Quenched and tempered
- One piece handle
- Enclosed gears

STOCK NUMBER	TAKE-UP	BARREL LENGTH	HANDLE LENGTH	SCREW DIAMETER	END FITTINGS	BEARING TO BEARING (CLOSED-OPEN)	WORKING LOAD LIMIT (LBS.)	PROOF LOAD LIMIT (LBS.)	WEIGHT/PIECE (LBS.)
GTES375	8"	10"	15"	1"	3/8" Grab x 2	25" - 33"	8,800	17,600	13
GTES500	8"	10"	15"	1"	1/2" Grab x 2	26" - 34"	12,000	24,000	17
GTES625	8"	10"	15"	1"	5/8" Grab x 2	26" - 34"	16,000	32,000	22

FOLDING HANDLE ENCLOSED RATCHET LOAD BINDER



- Straight, heavy duty barrel
- Grab-Grab end fittings
- Fittings are yellow zinc plated
- Powder coated handle and barrel
- All load bearing fittings are forged
- Quenched and tempered
- Folding handle
- Enclosed gears



STOCK NUMBER	TAKE-UP	BARREL LENGTH	HANDLE LENGTH	SCREW DIAMETER	END FITTINGS	BEARING TO BEARING (CLOSED-OPEN)	WORKING LOAD LIMIT (LBS.)	PROOF LOAD LIMIT (LBS.)	WEIGHT/PIECE (LBS.)
GTEF375	8"	10"	15"	1"	3/8" Grab x 2	25" - 33"	8,800	17,600	13
GTEF500	8"	10"	15"	1"	1/2" Grab x 2	26" - 34"	12,000	24,000	17
GTEF625	8"	10"	15"	1"	5/8" Grad x 2	26" - 34"	18,100	36,200	22



ENCLOSED GEAR RATCHET LOAD BINDERS

When the professional truck driver needs to unload

REMOVABLE HANDLE ENCLOSED RATCHET LOAD BINDER

- Straight, heavy duty barrel
- Grab-Grab end fittings
- Fittings are yellow zinc plated
- Powder coated handle and barrel
- All load bearing fittings are forged
- Quenched and tempered
- Theft resistant removable handle
- Recommended purchase ratio: 1 handle to every 4 bodies
- Enclosed gears
- Handle locks in place



BODY


STOCK NUMBER	TAKE-UP	BARREL LENGTH	HANDLE LENGTH	SCREW DIAMETER	END FITTINGS	BEARING TO BEARING (CLOSED-OPEN)	WORKING LOAD LIMIT (LBS.)	PROOF LOAD LIMIT (LBS.)	WEIGHT/PIECE (LBS.)
GTER375	8"	10"	16"	1"	3/8" Grab x 2	25" - 33"	8,800	17,600	13
GTER500	8"	10"	16"	1"	1/2" Grab x 2	26" - 34"	12,000	24,000	17
GTER625	8"	10"	16"	1"	5/8" Grab x 2	26" - 34"	16,000	32,000	22

HANDLE

STOCK NUMBER	HANDLE LENGTH
GTERHANDLE	16"



Operation Instructions on Page 16!





OPERATING THE BINDER

The Ratchet Gear Trigger

- Lift to swivel
- **Right-facing** = Retracting
- **Left-facing** = Extension
- **Middle** = Free-wheel to allow the eye bolts to extend without using the handle

*Trigger will bounce up and down while swiveling between positions



Operating the Folding Handle

It's simple!

- Just push the button to fold the handle
- Handle snaps into place and locks until released
- Push button again to release and unfold handle



Tired of this?

You can't unload when your binder gear is clogged from the elements.



The **BULLSEYE** Binder is your **solution!**

GOLD TIP LITE Series

ONE PIECE HANDLE PREMIUM RATCHET LOAD BINDERS


GRAB-GRAB



GT3500L
3/16" - 1/4"



GT4700L
1/4" - 5/16"



GT7100L
5/16" - 3/8"



GT13000L
3/8" - 1/2"

STOCK NUMBER & CHAIN SIZE	GRAB HOOK SIZE	TAKE-UP	BARREL LENGTH	HANDLE LENGTH	SCREW DIAMETER	BEARING TO BEARING (CLOSED-OPEN)	WORKING LOAD LIMIT (LBS.)	PROOF LOAD LIMIT (LBS.)	WEIGHT (LBS.)
GT3500L 3/16" - 1/4"	1/4"	4"	6"	8"	1/2"	16" - 20"	3,500	7,000	8
GT4700L 1/4" - 5/16"	5/16"	8"	10"	12"	1/2"	20" - 28"	4,700	9,400	9
GT7100L 5/16" - 3/8"	3/8"	8"	10"	15"	7/8"	25" - 33"	7,100	14,200	12
GT11300L 3/8" - 1/2"	1/2"	8"	10"	15"	7/8"	26" - 34"	11,300	22,600	16

GOLD TIP LITE Short Barrel Series

ONE PIECE HANDLE PREMIUM RATCHET LOAD BINDERS

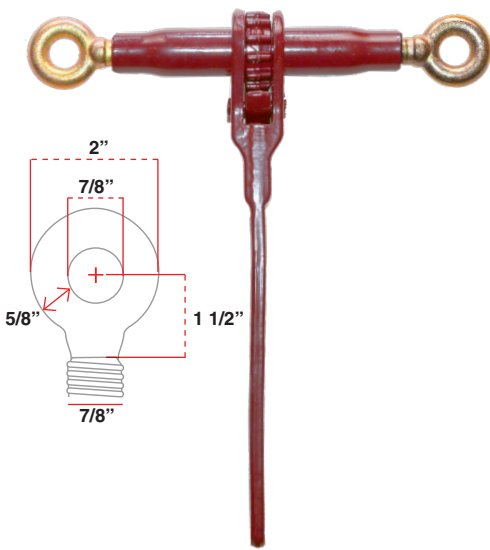
LITE GRAB-GRAB - SHORT BARREL



- Tapered, short barrel
- Grab-Grab end fittings
- Fittings are yellow zinc plated
- Powder coated handle and barrel
- All load bearing fittings are forged
- Quenched and tempered
- One piece handle

STOCK NUMBER	CHAIN SIZE	TAKE-UP	BARREL LENGTH	HANDLE LENGTH	SCREW DIAMETER	BEARING TO BEARING (CLOSED-OPEN)	WORKING LOAD LIMIT (LBS.)	PROOF LOAD LIMIT (LBS.)	WEIGHT/PIECE (LBS.)
GT7100L8	5/16" - 3/8"	6"	8"	15"	7/8"	23" - 29"	7,100	14,200	10

LITE EYE-EYE - SHORT BARREL



- Tapered, short barrel
- Eye-Eye end fittings
- Fittings are yellow zinc plated
- Powder coated handle and barrel
- All load bearing fittings are forged
- Quenched and tempered
- One piece handle

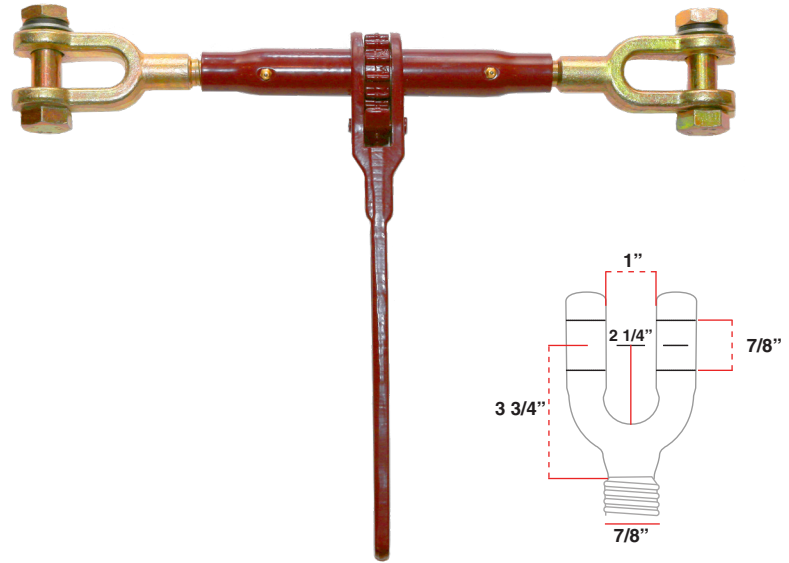
STOCK NUMBER	TAKE-UP	BARREL LENGTH	HANDLE LENGTH	SCREW DIAMETER	EYE DIAMETER	BEARING TO BEARING (CLOSED-OPEN)	WORKING LOAD LIMIT (LBS.)	PROOF LOAD LIMIT (LBS.)	WEIGHT/PIECE (LBS.)
GT10000LEE	6"	8"	15"	7/8"	7/8"	11.25" - 17.25"	10,000	20,000	10

GOLD TIP LITE Series

ONE PIECE HANDLE PREMIUM RATCHET LOAD BINDERS

LITE JAW-JAW WITH GREASE FITTINGS



- Tapered barrel
- Jaw-Jaw end fittings
- Fittings are yellow zinc plated
- Powder coated handle and barrel
- All load bearing fittings are forged
- Quenched and tempered
- One piece handle




STOCK NUMBER	TAKE-UP	BARREL LENGTH	HANDLE LENGTH	SCREW DIAMETER	JAW THROAT OPENING	BEARING TO BEARING (CLOSED-OPEN)	WORKING LOAD LIMIT (LBS.)	PROOF LOAD LIMIT (LBS.)	WEIGHT/PIECE (LBS.)
GT13000LJJ	8"	10"	15"	7/8"	1"	16.5" - 24.5"	13,000	26,000	14

How We Measure Lengths

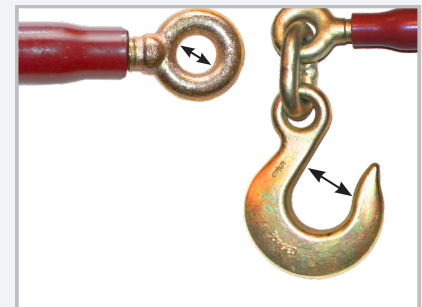
Take-Up: The difference between the open bearing and closed bearing (eyebolts fully extended to the eyebolts fully retracted)



Barrel: Powder Coated Body End to End



Handle: Bottom of Body to Bottom of Handle



Eye Diameter/Throat Opening: Inside Diameter Length

BIG-FOOT® Series

ONE PIECE HANDLE PREMIUM HIGH CAPACITY RATCHET LOAD BINDERS

GRAB-GRAB



Designed for **EXTREME** loads

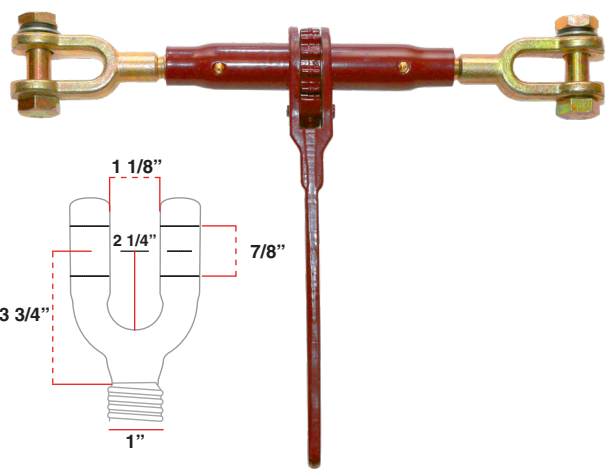
- Tapered, heavy duty barrel
- Grab-Grab end fittings
- Fittings are clear zinc plated
- Powder coated handle and barrel
- All load bearing fittings are forged
- Quenched and tempered
- One piece handle

STOCK NUMBER	CHAIN SIZE	TAKE-UP	BARREL LENGTH	HANDLE LENGTH	SCREW DIAMETER	BEARING TO BEARING (CLOSED-OPEN)	WORKING LOAD LIMIT (LBS.)	PROOF LOAD LIMIT (LBS.)	WEIGHT/PIECE (LBS.)
BFT15000	3/8" - 1/2"	8"	10"	15.5"	1"	26" - 34"	15,000	30,000	16
BFT16000	1/2" - 5/8"	8"	10"	15.5"	1"	27" - 35"	16,000	32,000	18

THE FIRST CHOICE FOR THE HEAVY HAUL INDUSTRY

GOLD TIP Heavy Duty Series

JAW-JAW WITH GREASE FITTINGS

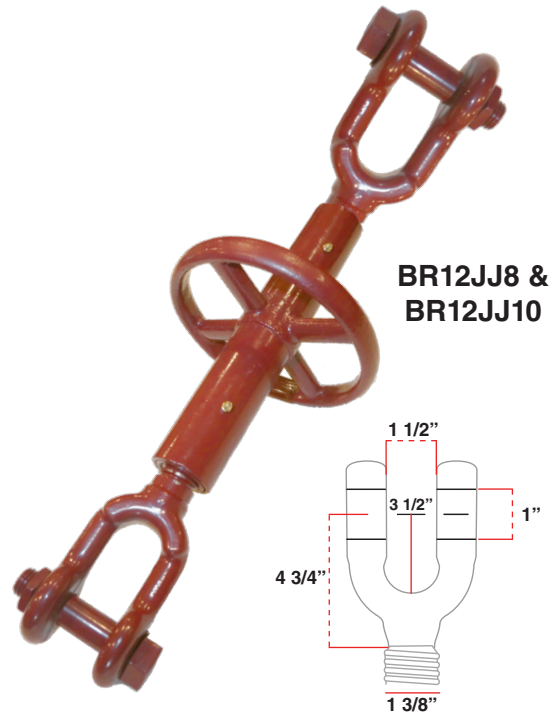
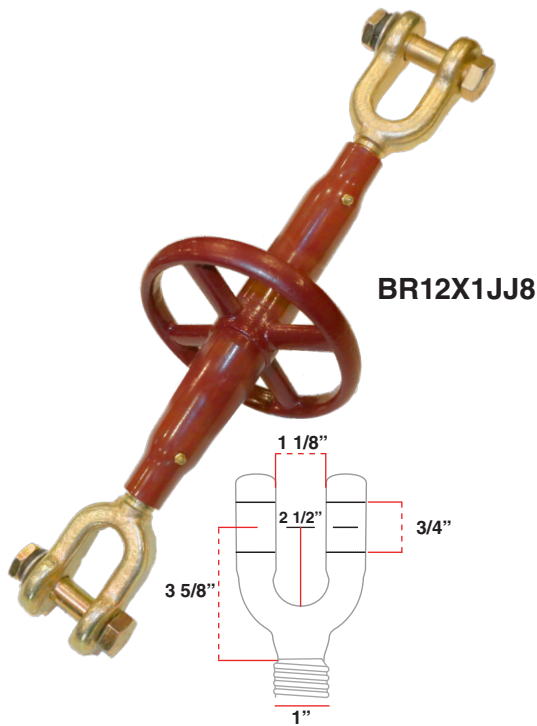


- Tapered, heavy duty barrel
- Jaw-Jaw end fittings
- Fittings are yellow zinc plated
- Powder coated handle and barrel
- All load bearing fittings are forged
- Quenched and tempered
- One piece handle

STOCK NUMBER	TAKE-UP	BARREL LENGTH	HANDLE LENGTH	SCREW DIAMETER	JAW THROAT OPENING	BEARING TO BEARING (CLOSED-OPEN)	WORKING LOAD LIMIT (LBS.)	PROOF LOAD LIMIT (LBS.)	WEIGHT/PIECE (LBS.)
GT13000JJ	8"	10"	15.5"	1"	1.125"	16.5" - 24.5"	13,000	26,000	16


BALER Series

PREMIUM RATCHET LOAD BINDERS



JAW-JAW WITH GREASE FITTINGS

STOCK NUMBER	TAKE-UP	BARREL LENGTH	WHEEL DIAMETER	SCREW DIAMETER	JAW THROAT OPENING	BEARING TO BEARING (CLOSED-OPEN)	WORKING LOAD LIMIT (LBS.)	PROOF LOAD LIMIT (LBS.)	WEIGHT/PIECE (LBS.)
BR12x1JJ8	10"	12"	8"	1"	1 1/8"	18" - 28"	13,000	26,000	17
BR12JJ8	10"	12"	8"	1 3/8"	1 1/2"	22" - 32"	28,000	56,000	24
BR12JJ10	10"	12"	10"	1 3/8"	1 1/2"	28" - 38"	28,000	56,000	26

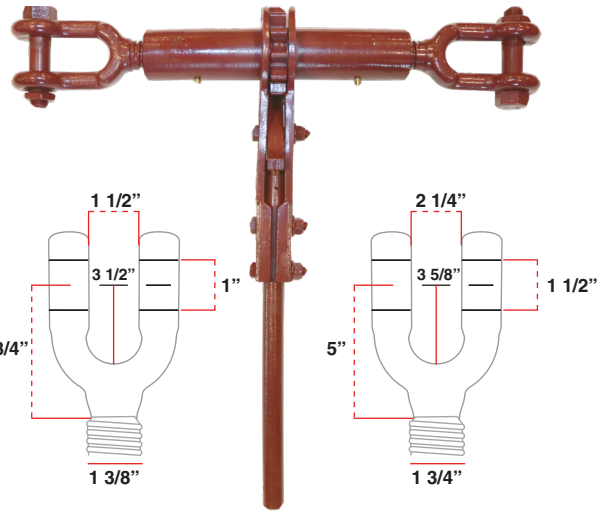


GOLD TIP BINDERS - THE PREFERRED CHOICE FOR THE WASTE CONTAINER MANUFACTURING INDUSTRY

COMPACTOR Series


TWO PIECE HANDLE PREMIUM RATCHET LOAD BINDERS

JAW-JAW WITH GREASE FITTINGS



- Straight, heavy duty barrel
- Jaw-Jaw end fittings
- Entire assembly is powder coated
- All load bearing fittings are forged
- Quenched and tempered
- Two piece handle
- Designed for Solid Waste and Recycling Industries

STOCK NUMBER	TAKE-UP	BARREL LENGTH	HANDLE LENGTH	SCREW DIAMETER	JAW THROAT OPENING	BEARING TO BEARING (CLOSED-OPEN)	WORKING LOAD LIMIT (LBS.)	PROOF LOAD LIMIT (LBS.)	WEIGHT/PIECE (LBS.)
CD12JJ	10"	12"	24"	1 3/8"	1 1/2"	21" - 31"	28,000	56,000	30
CD16JJ	14"	16"	24"	1 3/8"	1 1/2"	22" - 36"	28,000	56,000	34
CD24JJ	22"	24"	24"	1 3/8"	1 1/2"	33" - 55"	28,000	56,000	45
CD18JJ1750	16"	18"	24"	1 3/4"	2.375"	28" - 44"	42,000	84,000	58
CD24JJ1750	22"	24"	24"	1 3/4"	2.375"	34" - 56"	42,000	84,000	64



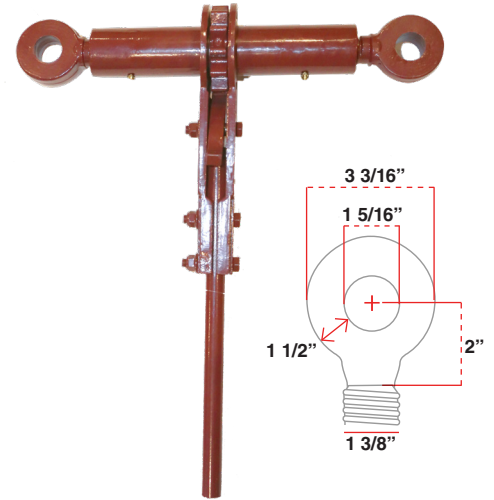
GREASE FITTINGS PROVIDE LEAK-FREE LUBRICATION TO THE MECHANICAL BEARING POINTS FOR LONGER LIFESPAN

COMPACTOR Series

TWO PIECE HANDLE PREMIUM RATCHET LOAD BINDERS

EYE-EYE WITH GREASE FITTINGS

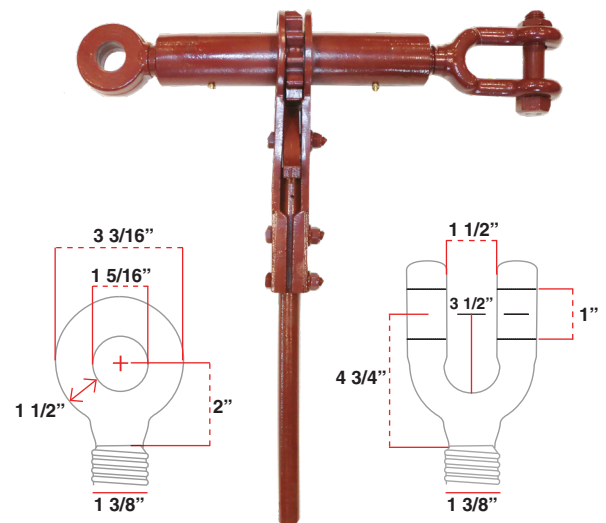
- Straight, heavy duty barrel
- Eye-Eye end fittings
- Entire assembly is powder coated
- All load bearing fittings are forged
- Quenched and tempered
- Two piece handle
- Designed for Solid Waste and Recycling Industries



STOCK NUMBER	TAKE-UP	BARREL LENGTH	HANDLE LENGTH	SCREW DIAMETER	EYE INSIDE DIAMETER	BEARING TO BEARING (CLOSED-OPEN)	WORKING LOAD LIMIT (LBS.)	PROOF LOAD LIMIT (LBS.)	WEIGHT/PIECE (LBS.)
CD12EE	10"	12"	24"	1 3/8"	1 5/16"	18" - 28"	28,000	56,000	29
CD16EE	14"	16"	24"	1 3/8"	1 5/16"	22" - 36"	28,000	56,000	33
CD24EE	22"	24"	24"	1 3/8"	1 5/16"	30" - 52"	28,000	56,000	43

EYE-JAW WITH GREASE FITTINGS

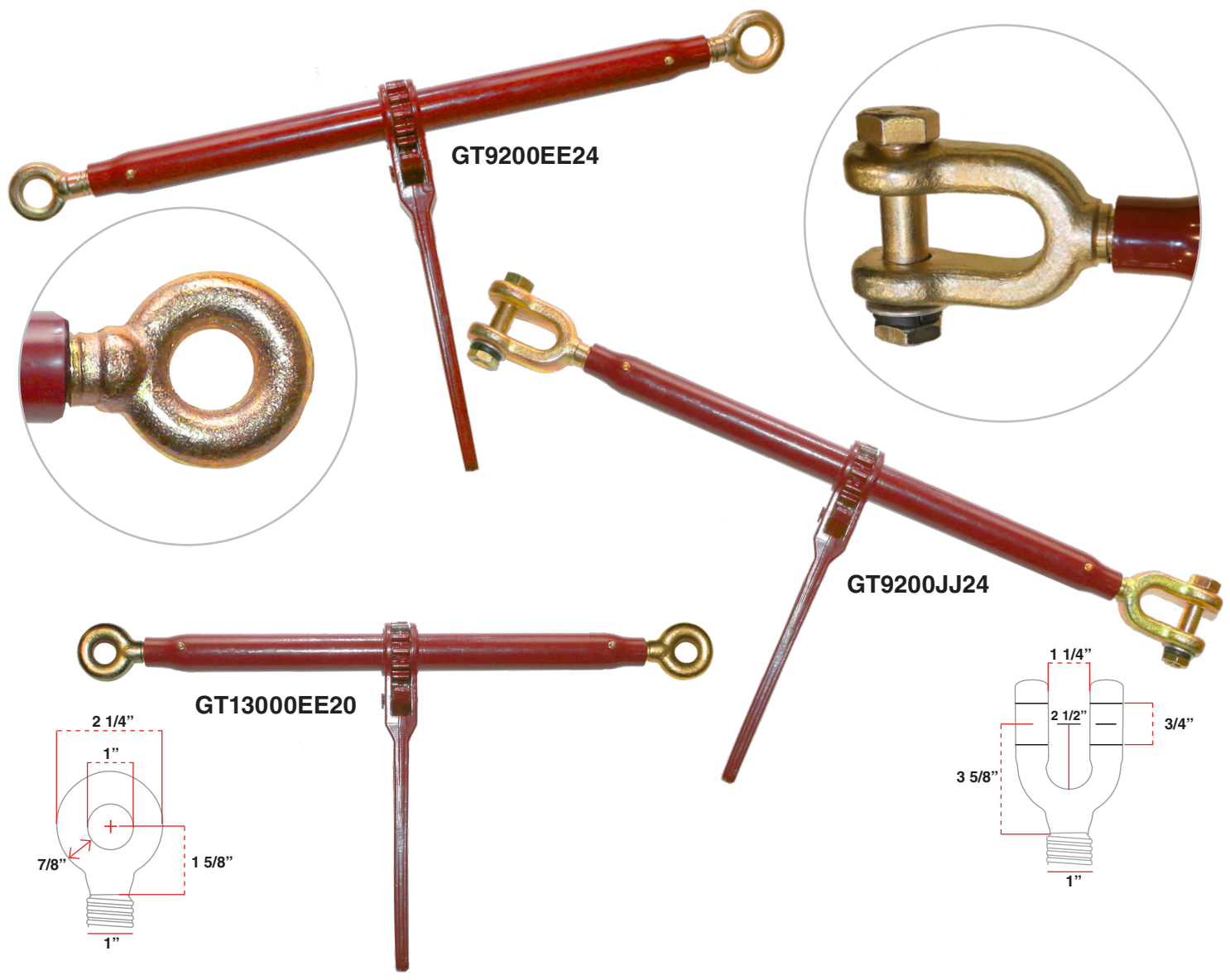
- Straight, heavy duty barrel
- Eye-Jaw end fittings
- Entire assembly is powder coated
- All load bearing fittings are forged
- Quenched and tempered
- Two piece handle
- Designed for Solid Waste and Recycling Industries



STOCK NUMBER	TAKE-UP	BARREL LENGTH	HANDLE LENGTH	SCREW DIAMETER	EYE INSIDE DIAMETER/THROAT OPENING	BEARING TO BEARING (CLOSED-OPEN)	WORKING LOAD LIMIT (LBS.)	PROOF LOAD LIMIT (LBS.)	WEIGHT/PIECE (LBS.)
CD12EJ	10"	12"	24"	1 3/8"	1 5/16" E / 1 1/2" J	20" - 30"	28,000	56,000	30
CD16EJ	14"	16"	24"	1 3/8"	1 5/16" E / 1 1/2" J	24" - 38"	28,000	56,000	36
CD24EJ	22"	24"	24"	1 3/8"	1 5/16" E / 1 1/2" J	33" - 55"	28,000	56,000	44

LONG BARREL Series

TWO PIECE HANDLE PREMIUM RATCHET LOAD BINDERS



JAW-JAW WITH GREASE FITTINGS

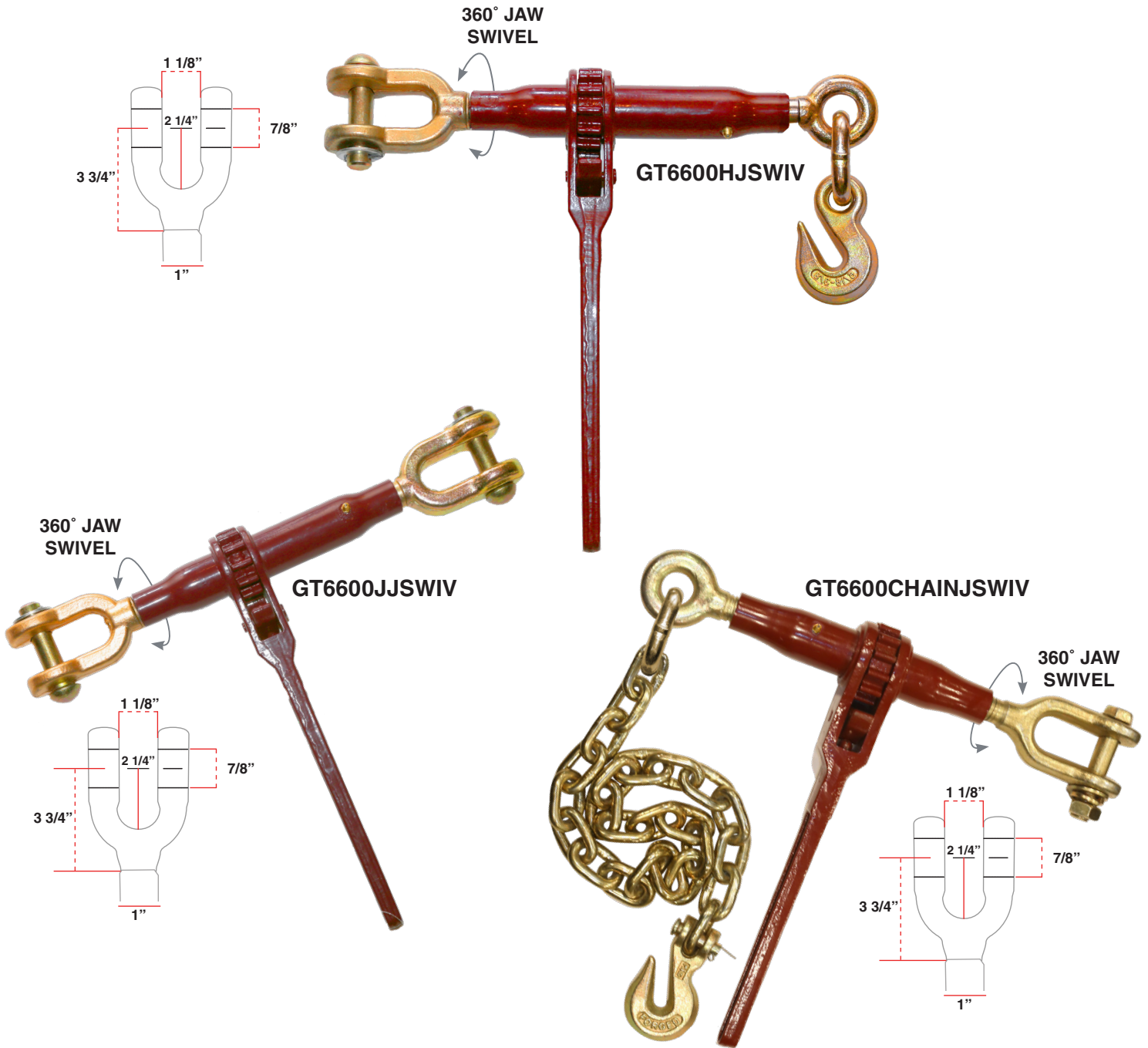
STOCK NUMBER	TAKE-UP	BARREL LENGTH	HANDLE LENGTH	SCREW DIAMETER	JAW THROAT OPENING	BEARING TO BEARING (CLOSED-OPEN)	WORKING LOAD LIMIT (LBS.)	PROOF LOAD LIMIT (LBS.)	WEIGHT/PIECE (LBS.)
GT9200JJ24	22"	24"	15.5"	1"	1 1/4"	30" - 52"	9,200	18,400	21

EYE-EYE WITH GREASE FITTINGS

STOCK NUMBER	TAKE-UP	BARREL LENGTH	HANDLE LENGTH	SCREW DIAMETER	EYE INSIDE DIAMETER	BEARING TO BEARING (CLOSED-OPEN)	WORKING LOAD LIMIT (LBS.)	PROOF LOAD LIMIT (LBS.)	WEIGHT/PIECE (LBS.)
GT13000EE20	18"	20"	15.5"	1"	1"	25" - 43"	13,000	26,000	15
GT9200EE24	22"	24"	15.5"	1"	1"	29" - 51"	9,200	18,400	16

SWIVEL Series

ONE PIECE HANDLE PREMIUM RATCHET LOAD BINDERS



SWIVEL TYPE WITH GREASE FITTINGS

STOCK NUMBER	TAKE-UP	BARREL LENGTH	HANDLE LENGTH	SCREW DIAMETER	JAW THROAT OPENING	BEARING TO BEARING (CLOSED-OPEN)	WORKING LOAD LIMIT (LBS.)	PROOF LOAD LIMIT (LBS.)	WEIGHT/PIECE (LBS.)
GT6600HJSWIV	7"	10"	15.5"	1"	1 1/8"	19" - 26"	6,600	13,200	13
GT6600JJSWIV	7"	10"	15.5"	1"	1 1/8"	16.25" - 23.25"	6,600	13,200	13
GT6600CHAINJSWIV	7"	10"	15.5"	1"	1 1/8"	48" - 55"	6,600	13,200	16

REMOVABLE HANDLE

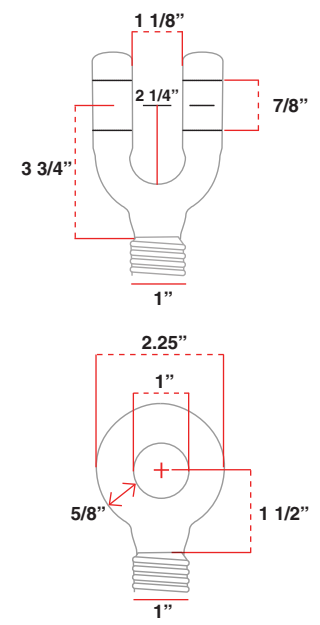

PREMIUM RATCHET LOAD BINDERS

Anti-Theft!



- One handle for different bodies
- Extra security with stabilizing jam nut for over-the-road transport (required)
- Removable handle limits theft
- Recommended purchase ratio: 1 handle to every 4 bodies
- Handles & barrels sold separately

Warning: always remove handle before transit
Warning: always tighten all jam nuts before transit



BODY

STOCK NUMBER	TAKE-UP	BARREL LENGTH	SCREW DIAMETER	END FITTING	EYE DIAMETER/ THROAT OPENING	BEARING TO BEARING (CLOSED-OPEN)	WORKING LOAD LIMIT (LBS.)	PROOF LOAD LIMIT (LBS.)	WEIGHT/PIECE (LBS.)
GT7300BODY	8"	10"	1"	3/8" Grab x 2	-	25" - 33"	7,300	14,600	10
GT13000JJBODY	8"	10"	1"	Jaw-Jaw	1.25"	17.25" - 25.25"	13,000	26,000	10
GT13000EEBODY	8"	10"	1"	Eye-Eye	1.06"	14" - 22"	13,000	26,000	6
GT15000BODY	8"	10"	1"	1/2" Grab x 2	-	26" - 34"	15,000	30,000	12


REMOVABLE HANDLE

STOCK NUMBER	HANDLE LENGTH
GTHANDLE	17"

“T” HANDLE RATCHET LOAD BINDER

GRAB-GRAB “T” HANDLE WITH CHAIN


- Tapered, heavy duty barrel
- Grab-Chain Grab end fittings
- Powder coated handle and barrel
- All load bearing fittings are forged
- Quenched and tempered
- One piece “T” handle for easy grip
- Great for the towing industry



STOCK NUMBER	CHAIN SIZE	TAKE-UP	BARREL LENGTH	HANDLE LENGTH	SCREW DIAMETER	BEARING TO BEARING (CLOSED-OPEN)	WORKING LOAD LIMIT (LBS.)	PROOF LOAD (LBS.)	WEIGHT/PIECE (LBS.)
RBNDR7100TCHAIN	5/16" - 3/8"	6"	8"	7"	7/8"	93" - 99"	7,100	14,200	20

GRAB-GRAB “T” HANDLE

- Tapered, heavy duty barrel
- Grab-Grab end fittings
- Powder coated handle and barrel
- All load bearing fittings are forged
- Quenched and tempered
- One piece “T” handle for easy grip
- Great for the towing industry



STOCK NUMBER	CHAIN SIZE	TAKE-UP	BARREL LENGTH	HANDLE LENGTH	SCREW DIAMETER	BEARING TO BEARING (CLOSED-OPEN)	WORKING LOAD LIMIT (LBS.)	PROOF LOAD (LBS.)	WEIGHT/PIECE (LBS.)
RBNDR7100T	5/16" - 3/8"	6"	8"	7"	7/8"	19" - 25"	7,100	14,200	10

PREMIUM LEVER LOAD BINDERS



PREMIUM LEVER LOAD BINDERS

LEVER TYPE BINDER

- All load bearing fittings are forged
- Quenched and tempered
- Entire assembly is powder coated
- Hooks have 360° rotation



STOCK NUMBER	CHAIN SIZE	WORKING LOAD LIMIT (LBS.)	WEIGHT/PIECE (LBS.)
LBNDR250	1/4" Grade 30, 1/4" Grade 43	2,600	4
LBNDR375	5/16" Grade 70, 3/8" Grade 70	6,600	7
LBNDR500	3/8" Grade 70, 1/2" Grade 43	9,200	13

SAFETY RECOILLESS LEVER LOAD BINDER

- Kickback on handle is reduced by two-stage design
- Safest choice for lever binders
- All load bearing fittings are forged
- Quenched and tempered
- Entire assembly is powder coated
- Hooks have 360° rotation



TAKE THE DANGER OUT OF LEVER BINDERS WITH THIS RECOILLESS CAM-ACTION LEVER BINDER

STOCK NUMBER	CHAIN SIZE	TAKE-UP	HANDLE LENGTH	WORKING LOAD LIMIT (LBS.)	PROOF LOAD LIMIT (LBS.)	WEIGHT/PIECE (LBS.)
LBNDR6600RECOIL	5/16" - 3/8"	4.5"	16"	6,600	13,200	10
LBNDR9200RECOIL	3/8" - 1/2"	4.5"	16"	9,200	18,400	11

PREMIUM LEVER LOAD BINDERS

COMPRESSION SPRING LEVER LOAD BINDER



- All load bearing fittings are forged
- Quenched and tempered
- Entire assembly is powder coated
- Hooks have 360° rotation
- Steel coil spring acts as a shock-absorber
- Great for rubber tired vehicle carriers

STOCK NUMBER	CHAIN SIZE	TAKE-UP	HANDLE LENGTH	WORKING LOAD LIMIT (LBS.)	PROOF LOAD LIMIT (LBS.)	WEIGHT/PIECE (LBS.)
LBNDR6600SPRING	5/16" - 3/8"	4.5"	16"	6,600	13,200	15
LBNDR9200SPRING	3/8" - 1/2"	4.5"	18"	9,200	18,400	19

CLAW-CLAW LEVER LOAD BINDER



- Quenched and tempered
- Entire assembly is powder coated
- Both hooks rotate 360°
- All load bearing fittings are forged
- Claw hook is designed to cradle the entire link

STOCK NUMBER	CHAIN SIZE	TAKE-UP	HANDLE LENGTH	WORKING LOAD LIMIT (LBS.)	PROOF LOAD LIMIT (LBS.)	WEIGHT/PIECE (LBS.)
LBNDR6600CC	5/16" - 3/8"	4.5"	16"	6,600	13,200	11

PREMIUM LEVER LOAD BINDERS

LIGHT DUTY LEVER LOAD BINDER

- Steel formed wire “J” Hooks
- Forged handle
- Quenched and tempered
- Entire assembly is powder coated
- One hook rotates 360°



STOCK NUMBER	TAKE-UP	HANDLE LENGTH	WORKING LOAD LIMIT (LBS.)	PROOF LOAD LIMIT (LBS.)	WEIGHT/PIECE (LBS.)
LBNDRLIGHTDUTY	3"	9.5"	375	750	2

WARNINGS & CAUTIONS

1. Lever binders are under tension and therefore, are inherently dangerous. Only qualified and competent persons may use lever load binders. Proper training required.
2. Failure to use lever load binders properly may result in serious injury or death.
3. Keep body clear of handle while tensioning. It may recoil or whip rapidly. Use caution.
4. Never operate a load binder while standing on load.
5. It is the operators responsibility to follow all state and federal regulations governing the use of cargo securement.
6. Load binders must operate freely from any cargo. Contact with cargo can cause the load binder to become side loaded.
7. Keep these instructions nearby and share with all persons using load binders.
8. Warning: **DO NOT USE** a handle extender or “cheater pipe” of any kind.
9. Only one person is permitted to tension these load binders at a time. Do not have multiple people attempt to tension load binders.
10. When using lever binders, keep yourself out of the line of the handle or any chain on the handle.
11. Always consider the safety of yourself and your co-workers when using chains and load binders.

CARGO CONTROL



CARGO CONTROL STRAPS





1" POLYESTER RATCHET TIE-DOWNS

WITH S- OR J-HOOKS

SIZE	STOCK NUMBER	COLOR	END FITTING	WORKING LOAD LIMIT (LBS.)	WEIGHT/PIECE (LBS.)
1" x 8'	STRAP1X8	Yellow	Black Vinyl S-Hook	1,000	1.8
1" x 8'	STRAP1X8B	Black	Black Vinyl S-Hook	1,000	1.8
1" x 12'	STRAP1X12	Yellow	Black Vinyl S-Hook	1,000	2.0
1" x 15'	STRAP1X15	Yellow	Black Vinyl S-Hook	1,000	2.3
1" x 15'	STRAP1X15B	Black	Black Vinyl S-Hook	1,000	2.3
1" x 15'	STRAP1X15BLU	Blue	Black Vinyl S-Hook	1,000	2.3
1" x 15'	STRAP1X15J	Yellow	Yellow Zinc Wire J-Hook	1,000	2.3

Custom sizes available from our in-house sew shop.




2" YELLOW POLYESTER RATCHET TIE-DOWNS

WITH FLAT, CHAIN GRAB, OR J-HOOKS

SIZE	STOCK NUMBER	END FITTINGS	RATCHET	WORKING LOAD LIMIT (LBS.)	WEIGHT/PIECE (LBS.)
2" x 8'	STRAP2x8RJH	J-Hooks	Long/Wide Handle	3,335	4
2" x 15'	STRAP2x15RFH	Flat Hooks	Long/Wide Handle	3,335	5
2" x 15'	STRAP2x15RJH	J-Hooks	Long/Wide Handle	3,335	5
2" x 27'	STRAP2x27RFH	Flat Hooks	Long/Wide Handle	3,335	6
2" x 27'	STRAP2x27RJH	J-Hooks	Long/Wide Handle	3,335	6
2" x 27'	STRAP2x27RCG	Chain Grab Hooks	Long/Wide Handle	3,335	14
2" x 30'	STRAP2x30RFH	Flat Hooks	Long/Wide Handle	3,335	7
2" x 30'	STRAP2x30RJH	J-Hooks	Long/Wide Handle	3,335	7

CARGO CONTROL STRAPS



3" YELLOW POLYESTER RATCHET TIE-DOWNS

WITH FLAT OR J-HOOKS

SIZE	STOCK NUMBER	HOOKS	RATCHET	WORKING LOAD LIMIT (LBS.)	WEIGHT/PIECE (LBS.)
3" x 30'	STRAP3x30RFH	Flat Hooks	Long Handle	5,400	15
3" x 30'	STRAP3x30RJH	J-Hooks	Long Handle	5,400	15

Custom sizes available from our in-house sew shop.

4" YELLOW POLYESTER RATCHET TIE-DOWNS

WITH FLAT, CHAIN GRAB, OR J-HOOKS

SIZE	STOCK NUMBER	HOOKS	RATCHET	WORKING LOAD LIMIT (LBS.)	WEIGHT/PIECE (LBS.)
4" x 30'	STRAP4x30RFH	Flat Hooks	Long Handle	6,600	19
4" x 30'	STRAP4x30RJH	J-Hooks	Long Handle	6,600	19
4" x 30'	STRAP4x30RCG	Chain Grab Hooks	Long Handle	6,600	22

Custom sizes available from our in-house sew shop.




2" & 4" YELLOW POLYESTER REPLACEMENT STRAPS

WITH FLAT, CHAIN GRAB, OR J-HOOKS

SIZE	STOCK NUMBER	HOOKS	WORKING LOAD LIMIT (LBS.)	WEIGHT/PIECE (LBS.)
2" x 27'	STRAPRS2x27FH	Flat Hooks	3,335	2.8
2" x 27'	STRAPRS2x27JH	J-Hooks	3,335	2.8
2" x 30'	STRAPRS2x30FH	Flat Hooks	3,335	3
2" x 30'	STRAPRS2x30JH	J-Hooks	3,335	3
4" x 30'	STRAPRS4x30FH	Flat Hooks	6,600	6
4" x 30'	STRAPRS4x30JH	J-Hooks	6,600	6
4" x 30'	STRAPRS4x30CG	Chain Grab Hooks	6,600	11

SECURE WINCH BINDERS

Bolt-On Standard



Bolt-On Low Profile



Sliding Standard




Weld-On Standard



Weld-On Low Profile



Weld-On Deep Pocket



STOCK NUMBER	DESCRIPTION	SIZE	LENGTH	WIDTH	HEIGHT	TRAILER MOUNT POSITION	WEIGHT/PIECE (LBS.)
TWBOSTD	4" Bolt-On	Standard	4 7/8"	5 5/16"	3 9/16"	Bottom	10
TWBOLP	4" Bolt-On	Low Profile	4 7/8"	4 5/16"	4"	Side	9
TWSLDSTD	4" Sliding	Standard	5"	5 1/2"	4"	Bottom	11
TWWOSTD	4" Weld-On	Standard	4 7/8"	5 5/16"	3 9/16"	Bottom	8
TWWOLP	4" Weld-On	Low Profile	4 7/8"	4 5/16"	4"	Bottom	7
TWWODEEP	4" Weld-On	Deep Pocket	5"	7"	4"	Bottom	11

WINCH BARS



STANDARD



COMBINATION

STANDARD WINCH BAR

STOCK NUMBER	FINISH	LENGTH	WEIGHT/PIECE (LBS.)
WBAR709BLACK	Painted Black	32"	5
WBAR709CHROME	Chrome Plated	32"	5

COMBINATION WINCH BAR

STOCK NUMBER	FINISH	LENGTH	WEIGHT/PIECE (LBS.)
WBARCOMBOBLACK	Painted Black	35"	6
WBARCOMBOCHROME	Chrome Plated	35"	6

TRAILER TIE-DOWN PARTS WELD-ON OR BOLT-ON

WELD-ON OR BOLT-ON D-RING




- The rings come with weld-on or bolt-on mounting brackets
- Self colored
- Not suitable for overhead lifting

STOCK NUMBER	WORKING LOAD LIMIT (LBS.)	BREAKING STRENGTH (LBS.)	INSIDE WIDTH X INSIDE LENGTH	MATERIAL	WEIGHT /PIECE (LBS.)	DESCRIPTION
J-704B	3,000	12,000	2.25" X 2.5"	C-1045	0.5	1/2" forged D-ring w/ bolt-on mounting bracket
J-704	3,000	12,000	2.25" X 2.5"	C-1045	0.5	1/2" forged D-ring w/ weld-on mounting bracket
J-705	4,500	18,000	3" X 3"	C-1045	0.7	5/8" forged D-ring w/ weld-on mounting bracket
J-706	6,625	26,500	3" X 3"	C-1045	1.0	3/4" forged D-ring w/ weld-on mounting bracket
J-707	11,685	46,750	3" X 4"	C-1045	1.3	1" forged D-ring w/ weld-on mounting bracket

Welding is to be performed by a qualified welder using a qualified procedure in accordance with the American Welding Society.

WELD-ON CHAIN RETAINER



- Weld on design for easy chain attachment
- Self colored
- Not suitable for overhead lifting

STOCK NUMBER	WORKING LOAD LIMIT (LBS.)	BREAKING STRENGTH (LBS.)	WEIGHT/PIECE (LBS.)	DESCRIPTION
CR10000	2,500	10,000	0.5	Fits 1/4" - 5/16" chain
CR20000	5,000	20,000	1.3	Fits 5/16" - 3/8" chain

Welding is to be performed by a qualified welder using a qualified procedure in accordance with the American Welding Society. This piece is a great weld on chain attachment device for dump truck tailgates and trailer safety chains.

GOLD TIP CARGO CONTROL BINDER, TOWING & LIFTING CHAIN

GRADE 70 TRANSPORT BINDER CHAIN WITH GRAB HOOKS



- Every link has been proof tested to 2 times the working load
- Grade 70 transport chain is used when higher working loads or DOT regulations require stronger chain
- DOT compliant
- Not suitable for overhead lifting

SIZE	STOCK NUMBER	GRADE/FINISH	WORKING LOAD LIMIT (LBS.)	WEIGHT/PIECE (LBS.)	PIECES/DRUM
5/16" X 16'	G70BC312X16	Gr 70/Yellow Zinc	4,700	16	25
5/16" X 20'	G70BC312X20	Gr 70/Yellow Zinc	4,700	23	25
5/16" X 25'	G70BC312X25	Gr 70/Yellow Zinc	4,700	26	20
3/8" X 16'	G70BC375X16	Gr 70/Yellow Zinc	6,600	26	25
3/8" X 20'	G70BC375X20	Gr 70/Yellow Zinc	6,600	32	20
3/8" X 25'	G70BC375X25	Gr 70/Yellow Zinc	6,600	37	15
1/2" X 10'	G70BC500X10	Gr 70/Yellow Zinc	11,300	46	10
1/2" X 20'	G70BC500X20	Gr 70/Yellow Zinc	11,300	52	10
1/2" X 25'	G70BC500X25	Gr 70/Yellow Zinc	11,300	65	5

Custom lengths and hooks available upon request.

GRADE 80 BINDER CHAINS WITH GRAB HOOKS



- Every link has been proof tested to 2 times the working load
- Grade 80 alloy chain is used when higher working loads or DOT regulations require stronger chain
- DOT compliant
- As pictured - for cargo control only

SIZE	STOCK NUMBER	GRADE/FINISH	WORKING LOAD LIMIT (LBS.)	WEIGHT/PIECE (LBS.)	PIECES/DRUM
5/16" X 16'	G80BC312X16	Gr 80/Black Lacquer	4,500	16	25
5/16" X 20'	G80BC312X20	Gr 80/Black Lacquer	4,500	23	25
5/16" X 25'	G80BC312X25	Gr 80/Black Lacquer	4,500	26	20
3/8" X 16'	G80BC375X16	Gr 80/Black Lacquer	7,100	26	25
3/8" X 20'	G80BC375X20	Gr 80/Black Lacquer	7,100	32	20
3/8" X 25'	G80BC375X25	Gr 80/Black Lacquer	7,100	37	15
1/2" X 10'	G80BC500X10	Gr 80/Black Lacquer	12,000	46	10
1/2" X 20'	G80BC500X20	Gr 80/Black Lacquer	12,000	52	10
1/2" X 25'	G80BC500X25	Gr 80/Black Lacquer	12,000	65	10

Custom lengths and hooks available upon request. Larger sizes available upon request.

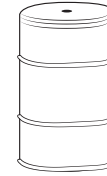


BULK PROOF COIL & HIGH TEST CHAIN

GRADE 30 BULK PROOF COIL CHAIN



- Grade 30, Grade 43, and Grade 70 chain are not suitable for overhead lifting



DRUMS

PAILS

STOCK NUMBERS

SELF COLORED	BRIGHT ZINC	HOT GALVANIZED	SIZE	FEET/DRUM	WORKING LOAD LIMIT	WEIGHT/FOOT (LBS.)
SCPC187	ZPPC187	HGPC187	3/16"	750, 1500	750	0.41
SCPC250	ZPPC250	HGPC250	1/4"	400, 800	1,250	0.68
SCPC312	ZPPC312	HGPC312	5/16"	275, 550	1,900	1.02
SCPC375	ZPPC375	HGPC375	3/8"	200, 400	2,650	1.47
SCPC500	ZPPC500	HGPC500	1/2"	100, 200	4,500	2.52
SCPC625	ZPPC625	HGPC625	5/8"	75, 150	6,900	4.06
SCPC750	ZPPC750	HGPC750	3/4"	50, 100	10,600	5.81
-	-	HGPC100	1"	60	17,950	9.24

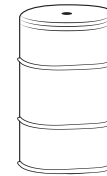
100# DEALER PAILS

SCPC187X250	ZPPC187X250	HGPC187X250	3/16"	250	750	0.41
SCPC250X141	ZPPC250X141	HGPC250X141	1/4"	141	1,250	0.68
SCPC312X92	ZPPC312X92	HGPC312X92	5/16"	92	1,900	1.02
SCPC375X66	ZPPC375X66	HGPC375X66	3/8"	66	2,650	1.47
SCPC500X35	ZPPC500X35	HGPC500X35	1/2"	35	4,500	2.52

GRADE 43 BULK HIGH TEST CHAIN



- Grade 30, Grade 43, and Grade 70 chain are not suitable for overhead lifting



DRUMS

PAILS

STOCK NUMBERS

SELF COLORED	BRIGHT ZINC	HOT GALVANIZED	SIZE	FEET/DRUM	WORKING LOAD LIMIT	WEIGHT/FOOT (LBS.)
SCHT250	ZPHT250	HGHT250	1/4"	400, 800	2,600	0.71
SCHT312	ZPHT312	HGHT312	5/16"	275, 550	3,900	1.04
SCHT375	ZPHT375	HGHT375	3/8"	200, 400	5,400	1.48
SCHT500	ZPHT500	HGHT500	1/2"	100, 200	9,200	2.51
SCHT625	ZPHT625	HGHT625	5/8"	75, 150	11,500	3.58
SCHT750	ZPHT750	HGHT750	3/4"	100	16,200	5.48

100# DEALER PAILS

SCHT250X141	ZPHT250X141	HGHT250X141	1/4"	141	2,600	0.71
SCHT312X92	ZPHT312X92	HGHT312X92	5/16"	92	3,900	1.04
SCHT375X66	ZPHT375X66	HGHT375X66	3/8"	66	5,400	1.48
SCHT500X35	ZPHT500X35	HGHT500X35	1/2"	35	9,200	2.51

GOLD TIP

BULK CARGO CONTROL CHAIN TOWING & TIE-DOWN CHAINS

GRADE 70 BULK CARGO CONTROL CHAIN

- Every link has been proof tested to 2 times the working load
- Grade 70 transport chain is used when higher working loads or DOT regulations require stronger chain
- DOT compliant
- Not suitable for overhead lifting
- Yellow zinc finish



SIZE	STOCK NUMBER	FEET/DRUM	WORKING LOAD LIMIT (LBS.)	YELLOW ZINC WEIGHT/FOOT (LBS.)
1/4"	G70250	400', 800' drum	3,150	0.63
5/16"	G70312	275', 550' drum	4,700	0.93
3/8"	G70375	200', 400' drum	6,600	1.41
1/2"	G70500	100', 200' drum	11,300	2.4
5/8"	G70625	75', 150' drum	15,800	3.53
1/4"	G70250X133	133' pail	3,150	0.63
5/16"	G70312X92	92' pail	4,700	0.93
3/8"	G70375X66	66' pail	6,600	1.41
1/2"	G70500X33	33' pail	11,300	2.4

Custom lengths available upon request.

GRADE 80 BULK ALLOY CHAIN

- Every link has been proof tested to 2 times the working load
- Grade 80 lifting chain is used when higher working loads or DOT regulations require stronger chain
- Grade 80 alloy chain is approved by OSHA for overhead lifting
- DOT compliant
- Black lacquer finish



SIZE	STOCK NUMBER	FEET/DRUM	WORKING LOAD LIMIT (LBS.)	BLACK LACQUER WEIGHT/FOOT (LBS.)
9/32"	G80281	400', 800'	3,500	0.8
5/16"	G80312	275', 550'	4,500	1.1
3/8"	G80375	200', 400'	7,100	1.5
1/2"	G80500	100', 200'	12,000	2.6
5/8"	G80625	75', 150'	18,100	3.6
3/4"	G80750	50', 100'	28,300	6.1
1"	G80100	By the foot	47,700	9.9
1 1/4"	G801250	By the foot	72,300	15.1

Custom lengths available upon request. Larger sizes available upon request.

X100[®] GRADE 100 CHAIN & CHAIN SLINGS OVERHEAD LIFTING CHAINS

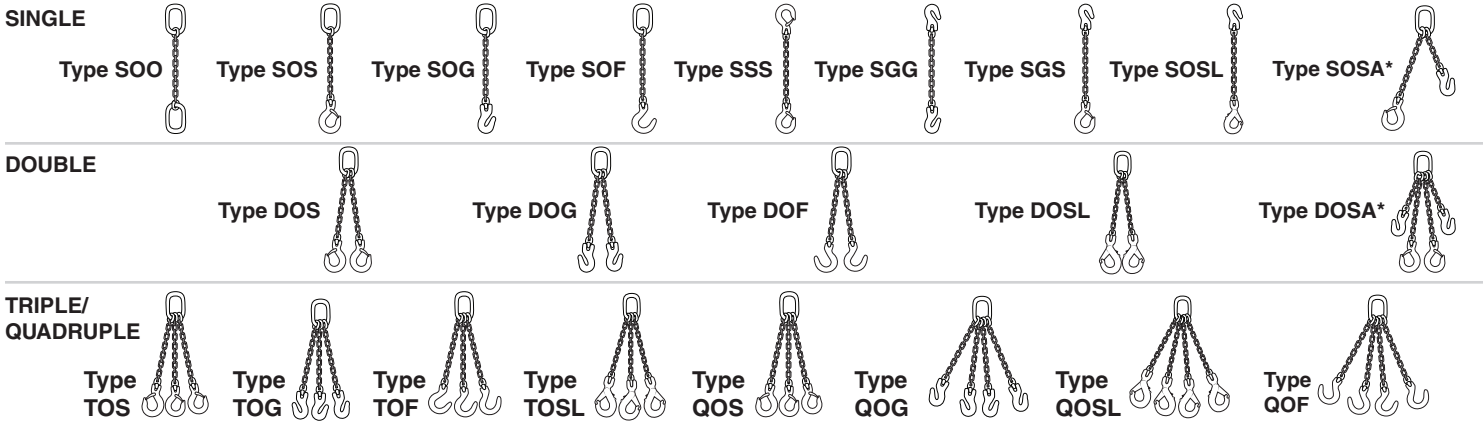
X100 GRADE 100 CHAIN



- Every link has been proof tested to 2 times the working load
- All X100 Grade 100 chain is made from 8620 alloy
- X100 Chain is approved by OSHA for cargo control and overhead lifting
- **BLUE CAT** Blue cataphoresis finish

STOCK NUMBER	SIZE	MATERIAL DIAMETER	INSIDE WIDTH	INSIDE LENGTH	WORKING LOAD LIMIT (LBS.)	FEET/DRUM	WEIGHT/ FOOT (LBS.)
X100 281	9/32"	0.283"	.420"	0.85"	4,300	800'	.74
X100 312	5/16"	0.315"	.500"	1.04"	5,700	550'	.94
X100 375	3/8"	0.394"	.575"	1.26"	8,800	400'	1.48
X100 500	1/2"	0.512"	.768"	1.64"	15,000	200'	2.55
X100 625	5/8"	0.630"	.930"	2.00"	22,600	150'	3.83
X100 750	3/4"	0.750"	1.15"	2.50"	35,300	100'	6.21

X100 GRADE 100 CHAIN SLINGS



NOTE:

1ST LETTER INDICATES: S = Single D = Double T = Triple Q = Quadruple	2ND LETTER INDICATES: O = Oblong Link S = Sling Hook G = Grab Hook F = Foundry Hook	3RD LETTER INDICATES: O = Oblong Link S = Sling Hook G = Grab Hook F = Foundry Hook SL = Self Locking	*4RD LETTER INDICATES: A = Adjustable
---	--	---	---

CHAIN SIZE	SINGLE SLING AT 90° ANGLE	DOUBLE SLING AT 60° ANGLE	DOUBLE SLING AT 45° ANGLE	DOUBLE SLING AT 30° ANGLE	TRIPLE/ QUADRUPLE AT 60° ANGLE	TRIPLE/ QUADRUPLE AT 45° ANGLE	TRIPLE/ QUADRUPLE AT 30° ANGLE	CHAIN SIZE
9/32"	4,300	7,400	6,100	4,300	11,200	9,100	6,400	9/32"
5/16"	5,700	9,900	8,100	5,700	14,800	12,100	8,500	5/16"
3/8"	8,800	15,200	12,400	8,800	22,900	18,700	13,200	3/8"
1/2"	15,000	26,000	21,200	15,000	39,000	31,800	22,500	1/2"
5/8"	22,600	39,100	32,000	22,600	58,700	47,900	33,900	5/8"
3/4"	35,300	61,100	49,900	35,300	91,700	74,900	53,000	3/4"

Capacities above are rated in pounds (lbs.)

X100[®] CHAIN SLING CONFIGURATIONS

SGG



SSS



SGS



SOS



SOSA



SOO



SOG



SOSL



DOS



DOG



DOSLA



DOSA



TOS



TOG



DOSLA



QOS



QOG



QOSL




QOSA




FOUNDRY HOOKS AVAILABLE

CORNER PROTECTORS, TARP STRAPS, CARGO BARS & HOLDERS, DECK BEAMS



CORNER PROTECTORS

STOCK NUMBER	DESCRIPTION	WEIGHT/PIECE (LBS.)
4CP	Plastic Corner Protector for 2", 3", and 4" webbing	0.4
2RP	Rubber Corner Protector for 2" webbing	0.5
4RP	Rubber Corner Protector for 3" and 4" webbing	1.2



RUBBER TARP STRAPS

STOCK NUMBER	OVERALL LENGTH	STRAP LENGTH	S-HOOK DIAMETER	END FITTINGS
TARPSTRAP9	13"	9"	3/16"	S-Hook
TARPSTRAP15	19"	15"	3/16"	S-Hook
TARPSTRAP21	25"	21"	3/16"	S-Hook
TARPSTRAP31	35"	31"	3/16"	S-Hook
TARPSTRAP41	45"	41"	3/16"	S-Hook

Made with EPDM synthetic rubber. S-Hooks are electrogalvanized.




CARGO BAR

STOCK NUMBER	DESCRIPTION	REACH MIN/MAX	TUBE DIAMETER	ELECTROGALVANIZED END FITTINGS
CBAR	Steel Cargo Bar	89" - 104"	1.5"	2" x 4" Rubber

CARGO BAR HOLDER

STOCK NUMBER	DESCRIPTION
CBARHOLDER	Two piece steel Cargo Bar Holder with rubber insert

ELECTROGALVANIZED






DECK BEAM

STOCK NUMBER	DESCRIPTION	REACH MIN/MAX	WEIGHT/PIECE (LBS.)
DB103A	Aluminum Deck/Shoring Beam	92" - 103"	17

ADVANTAGE BRANDS



ADVANT-EDGE[®]
EDGE PROTECTED SYNTHETIC SLINGS



LIFSTAR
CHAIN FALLS & LEVER HOISTS



 **WARNINGS, CAUTIONS,
DEFINITIONS & INSPECTIONS** 

TERMS & CONDITIONS

Working Load Limit:

The Working Load Limit or Safe Working Load is the maximum load which should ever be applied to the product under any condition. The Working Load Limit is based on a load being uniformly applied in a straight line pull.

Breaking Strength:

Do NOT use Breaking Strength for design or rating purposes. Use the Working Load Limit instead. Breaking Strength is an average figure at which samples have been found to break under laboratory conditions in straight line pulls with constantly increasing loads. Generally, that design factor is a 3:1 ratio. These conditions are rarely duplicated in actual use. The Breaking Strength applies to new and unused wire rod for Wire Rope, Aircraft Cable, and Chain.

Proof Load:

The load a product can withstand during quality control test for the purpose of detecting defects and deformation in the material, usually twice the Working Load Limit.

Matching Components:

All attachments used with chain and wire rope must be of suitable material, type and strength to provide adequate safety protection. Attachments should have Working Load Limits at least equal to the other components with which they are used.

Inspection Warning:

No product can operate indefinitely at its rated capacity. Cable, wire rope, chain, and their attachments must be inspected regularly by a trained or qualified individual for visible damage, distortion, elongation, corrosion, cracks, nicks, or abrasion, which may cause failure or reduce the strength or ability of the product to perform safely.

Shock Loads:

Loads which exceed the static load caused by a rapid change of movement, such as jerking, impacting, or swinging of load. Working Load Limits will not apply.

Marking Requirements:

The US Customs law requires that the end user of imported products be informed of the country of origin. All imported products sold by Advantage Sales & Supply are marked accordingly. Re-sellers are responsible to relay this country of origin information to the end user.

Warnings:

- No product can operate indefinitely at its rated capacity.
- Avoid shock loads and side loads.
- Keep out from under a raised load.
- Never exceed the Working Load Limit.
- Inspect your rigging and cargo control products regularly.

Terms of Payment:

Standard terms are Net 30 days from date of invoice for approved credit accounts. C.O.D. or C.I.A. terms may be arranged without credit approval. All sales are final.

Freight Policy:

A freight allowed policy will be arranged with each customer based on weight or order value. For orders that meet the full freight allowed terms, shipping will be arranged at the discretion of Advantage Sales & Supply. This will be based on established freight rates and shipping time. For shipments that are freight paid by the customer, a preferred carrier may be specified by the customer.

Credit and Claims:

All claims for shortages, errors, defective merchandise, billing errors or price discrepancies, must be received within 5 days after receipt of goods. Once the adjustment has been agreed upon, a credit memo will be issued from the Billing Department. All material ordered becomes the property of the purchaser upon delivery to the carrier. Claims for short shipments or damaged goods should be made to the carrier immediately.

Return of Merchandise:

No goods may be returned without written Return Merchandise Authorization. If the return is the result of a customer error, Advantage Sales & Supply will do its best to minimize any expense on the customer's account. Our standard restocking fee is 15% plus freight costs. Returns for credit are at the sole discretion of Advantage Sales & Supply.

Prices:

Invoices will be based on the list prices or quoted prices prevailing at the time of shipment. Due to occasional cost fluctuations, please check with a salesperson concerning price levels.

Warranty:

Advantage Sales & Supply warrants all products to be free from manufacturing defects. If a product is found to be defective after inspection by an authorized representative of Advantage Sales & Supply, the original purchase price will be refunded. Advantage Sales & Supply makes no other warranty of any other kind, expressed or implied. Seller expressly disclaims all other warranties, expressed or implied, including any warranty of merchantability and any warranty of fitness for a particular purpose.

INDEX

GOLD-TIP® RATCHET LOAD BINDERS

GOLD-TIP® Ratchet Load Binders	9-12
LOK-DOWN® Ratchet Load Binders	13
BULLSEYE ENCLOSED Ratchet Load Binders	14-16
GOLD-TIP LITE Ratchet Load Binders	17-19
BIG-FOOT® Ratchet Load Binders	20
GOLD-TIP® Heavy Duty Ratchet Load Binders	20
BALER Ratchet Load Binders	21
COMPACTOR Ratchet Load Binders	22-23
LONG BARREL Ratchet Load Binders	24
SWIVEL Ratchet Load Binders	25
REMOVABLE HANDLE Ratchet Load Binders	26
“T” HANDLE Ratchet Load Binders	27

GOLD-TIP® LEVER LOAD BINDERS

LEVERTYPE Lever Load Binders	29
SAFETY RECOILLESS Lever Load Binders	29
COMPRESSION SPRING Lever Load Binders	30
CLAW-CLAW Lever Load Binders	30
LIGHT DUTY Lever Load Binders	31

CARGO CONTROL

1” Polyester Ratchet Tie-Downs	33
2” Yellow Polyester Ratchet Tie-Downs	33
3” Yellow Polyester Ratchet Tie-Downs	34
4” Yellow Polyester Ratchet Tie-Downs	34
2” & 4” Polyester Replacement Straps	34
Winch Binders	35
Winch Bars	35
Weld-On or Bolt On D-Rings	36
Weld-On Chain Retainers	36
Grade 70 Binder Chains	37
Grade 80 Binder Chains	37
Grade 30 Bulk Proof Coil Chain	38
Grade 43 Bulk High Test Chain	38
Grade 70 Bulk Cargo Control Chain	39
Grade 80 Bulk Alloy Chain	39
X100 Grade 100 Overhead Lifting Chain	40
X100 Grade 100 Chain Slings	40-41
Corner Protectors	42
Rubber Tarp Straps	42
Cargo Bars	42
Cargo Bar Holders	42
Deck Beams	42

PROUD MEMBERS:



WEB SLING & TIE DOWN ASSOCIATION



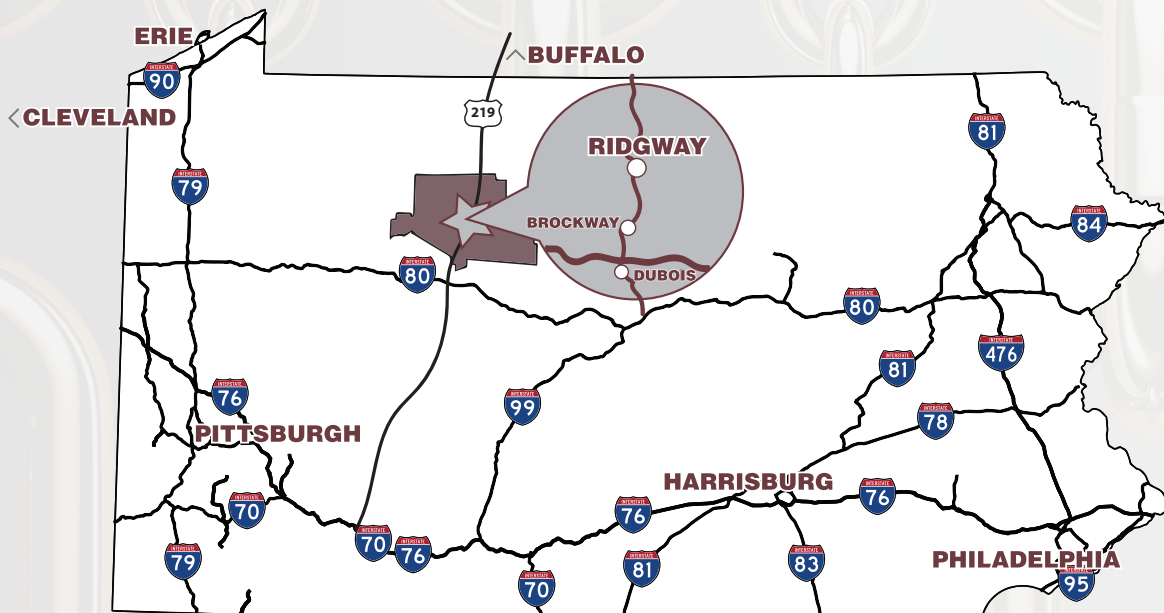


GOLD TIP BINDERS



GOLD TIP BINDERS

BY  ADVANTAGE



ADVANTAGE SALES & SUPPLY, LLC

99 Servidea Drive

Ridgway, PA 15853

PHONE: (814) 772-4766

FAX: (814) 772-4767

TOLL FREE: 800-216-2183

www.goldtip.advantagesales.biz

GOLD TIP HEAVY DUTY TRUCK CATALOG

2023
\$5.00